

Building Permits Summary

August 24, 2016

The following tables and figures describe the number of new residential units created in the City of Kawartha Lakes, Haliburton County and surrounding areas between 2001 and 2015.

Municipality	Year														
	2001	2002	2003	2004	2005	2006	2007	2008	2009	2010	2011	2012	2013	2014	2015
Durham, RM.	4201	5083	6095	4851	5373	5216	3586	3079	2117	2947	3528	2516	3267	2731	3476
Haliburton Cty.	197	290	280	298	282	273	265	202	215	183	201	202	141	162	158
Kawartha Lakes	310	335	361	397	326	312	366	298	312	280	248	241	211	418	245
Muskoka, DM.	502	605	585	687	747	441	706	645	385	461	384	403	382	459	548
Northumberland Cty.	337	482	440	705	577	555	537	407	371	400	294	380	421	436	365
Peterborough Cty.	442	596	640	635	958	574	809	631	549	509	458	488	617	643	513

Table 1: The number of new residential units created between 2001 and 2015. This includes all single units including single homes, mobile homes and cottages as well as multiple unit buildings such as apartments, row houses and double residences.

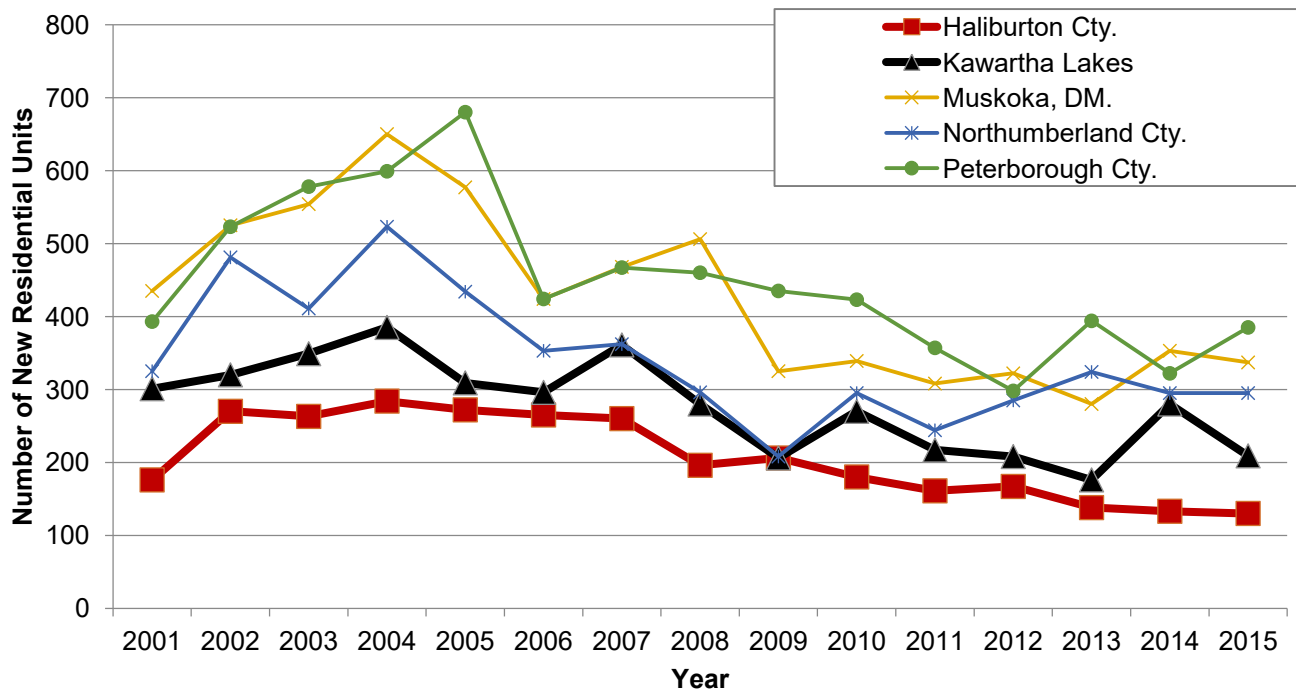


Figure 1: The number of new residential units created between 2001 and 2015. This includes all single units including single homes, mobile homes and cottages as well as multiple unit buildings such as apartments, row houses and double residences at one location.

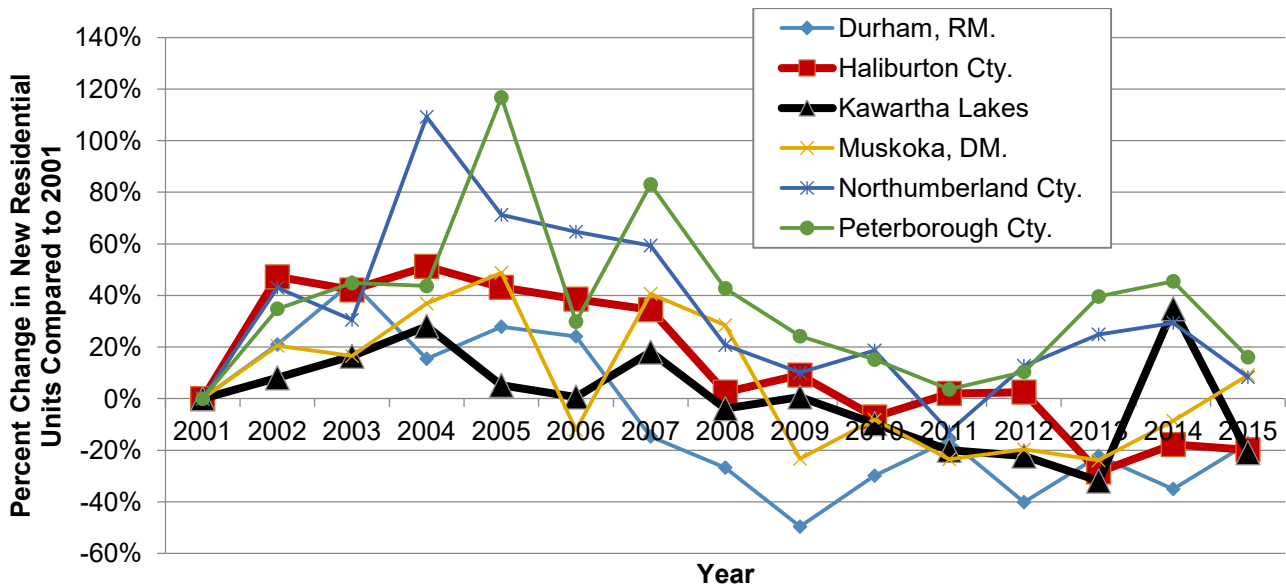


Figure 2: The percentage change in the number of new residential units constructed of all types compared to 2001.

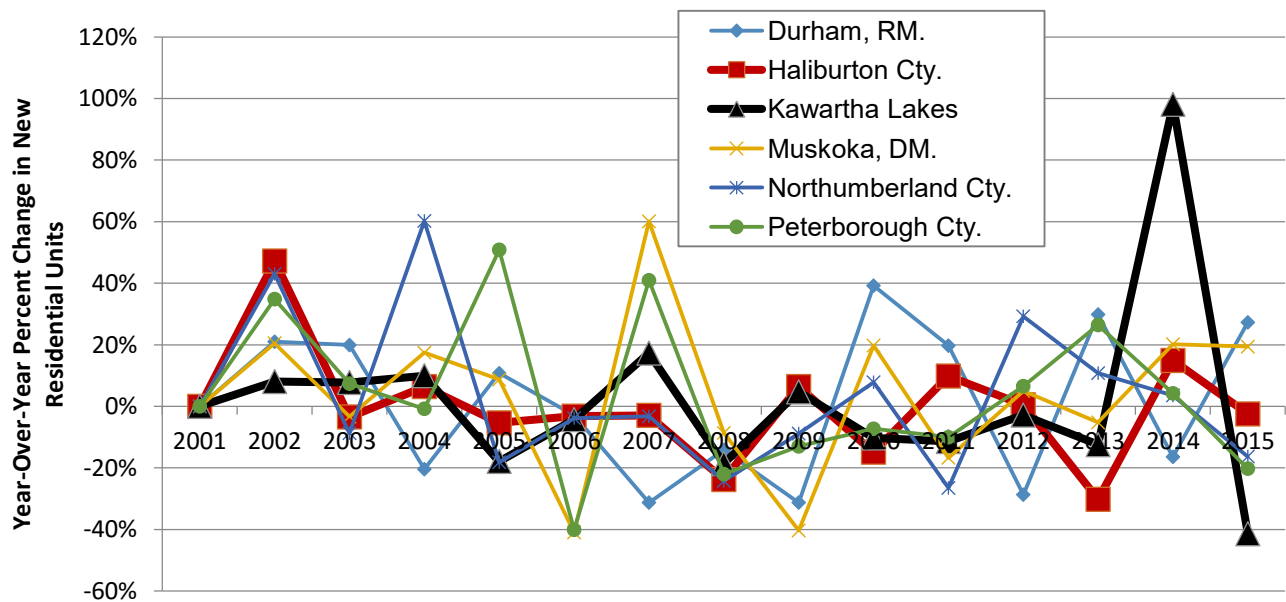


Figure 3: The year-over-year percent change in the number of new residential units constructed of all types.

1. Statistics Canada 2015. *Building Permits 2000-2013*. Investment and Capital Stock Division. Community Data Program (distributor). Last updated March 12, 2015. Communitydata.ca (accessed August 16, 2016).
2. Statistics Canada 2015. *Building Permits 2014*. Investment and Capital Stock Division. Community Data Program (distributor). Last updated June 24, 2015. Communitydata.ca (accessed August 17, 2016).
3. Statistics Canada 2016. *Building Permits 2015*. Investment, Science and Technology Division. Community Data Program (distributor). Last updated March 8, 2016. Communitydata.ca (accessed August 16, 2016).

Aaron Mulcaster
 Data Analysis Coordinator
 numbers@oeyc.ca