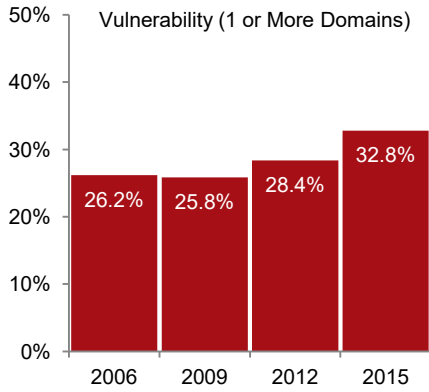


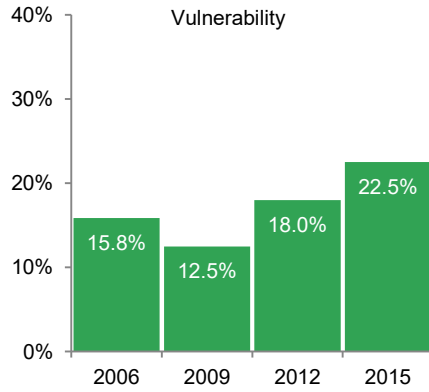
## KAWARTHA LAKES & HALIBURTON COUNTY

		2006	2009	2012	2015
Total Number of Children		669	666	645	671
EDI Vulnerability One or More Domains	Vulnerability	26.2%	25.8%	28.4%	32.8%
	No. of Children	175	172	183	220
EDI Vulnerability Two or More Domains	Vulnerability	14.1%	11.7%	14.3%	16.5%
	No. of Children	94	78	92	111
		2006	2009	2012	2015
Physical Health & Well-Being	Vulnerability	15.8%	12.5%	18.0%	22.5%
	Mean EDI Score	8.83	8.91	8.67	8.52
	Median EDI Score	9.23	9.23	9.20	8.85
	No. of Children	106	83	116	151
Social Competence	Vulnerability	7.6%	8.6%	8.8%	11.9%
	Mean EDI Score	8.58	8.47	8.50	8.22
	Median EDI Score	9.23	9.04	9.20	8.85
	No. of Children	51	57	57	80
Emotional Maturity	Vulnerability	10.0%	10.5%	10.1%	14.5%
	Mean EDI Score	8.14	8.20	8.23	7.95
	Median EDI Score	8.50	8.50	8.50	8.33
	No. of Children	67	70	65	97
Language & Cognitive Development	Vulnerability	11.2%	5.4%	6.4%	6.7%
	Mean EDI Score	8.57	8.84	8.94	8.98
	Median EDI Score	9.23	9.62	9.60	9.62
	No. of Children	75	36	41	45
Communication Skills & General Knowledge	Vulnerability	9.6%	10.1%	11.3%	10.9%
	Mean EDI Score	8.06	7.84	7.93	7.98
	Median EDI Score	9.38	8.75	9.40	9.38
	No. of Children	64	67	73	73

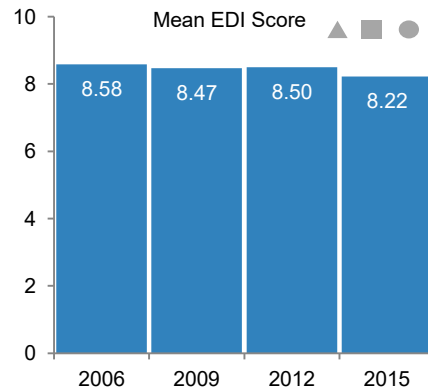
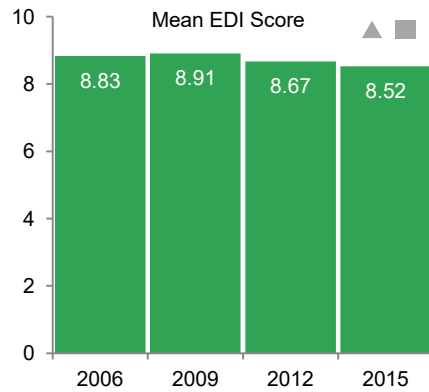
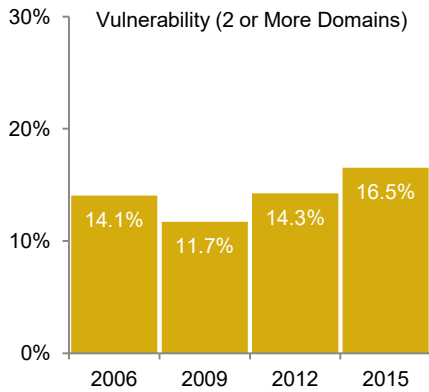
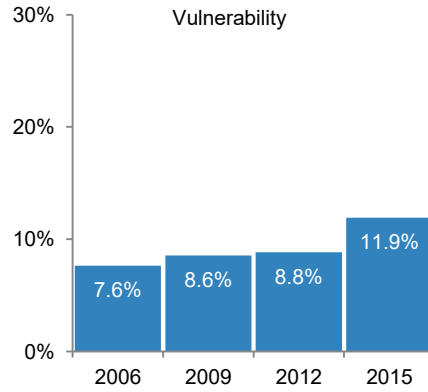
TOTAL



PHYSICAL HEALTH



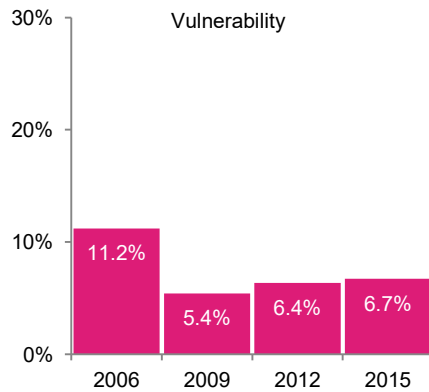
SOCIAL COMPETENCE



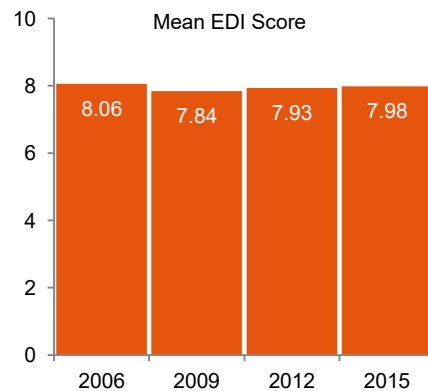
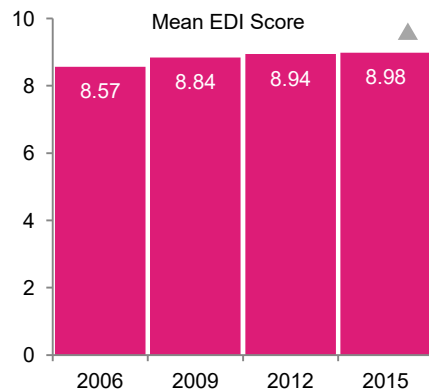
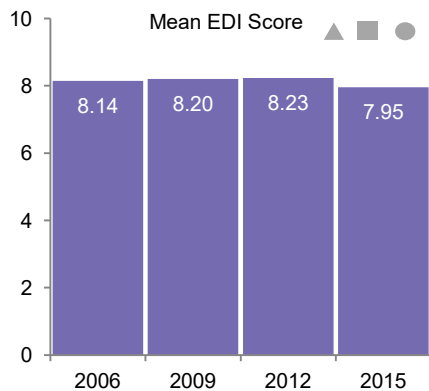
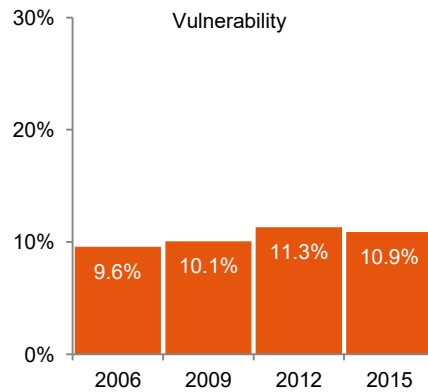
EMOTIONAL MATURITY



LANGUAGE & COGNITIVE DEV.



COMMUNICATION SKILLS



p < 0.05   ● 2015 v 2012   ■ 2015 v 2009   ▲ 2015 v 2006

EDI raw data provided by the Ministry of Education. Data analysis and views expressed are not necessarily those of the Ministry of Education.